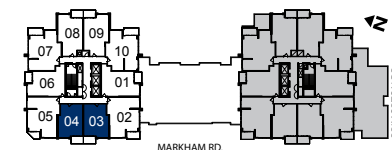
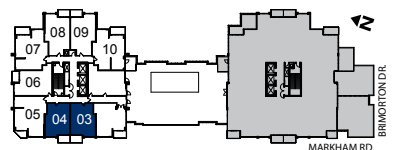
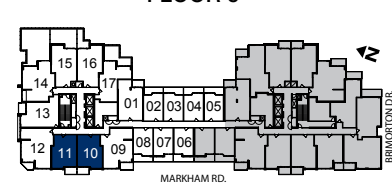
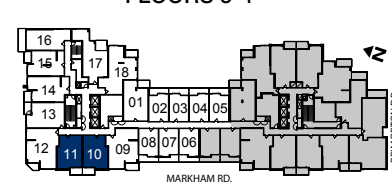
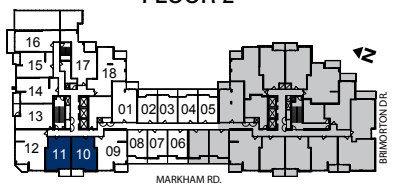
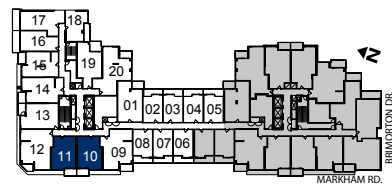
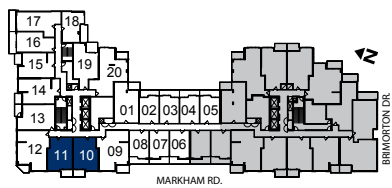
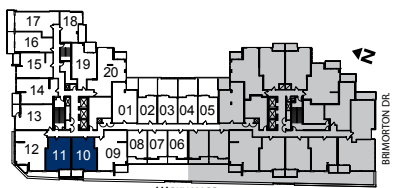


mark 575 1 bed + den

interior 575 sq.ft. • balcony 61 sq.ft. • total 636 sq.ft.



REVERSE PLAN SUITE '11' FLOORS 2-8 AND SUITE '04' ON FLOORS 9-23



NOTE: Floorplan and balcony sizes may vary depending on floors and unit locations in the building. Please see sales representative for further details. E. & O.E. 2013.